

February 26 - 28, 2010 Phillip Island, Australia  
**SUPPORT CLASS RESULTS**  
**QBE AUSTRALIAN SUPERBIKE / SUPERSTOCK 1000**

Date: 28/02/10  
 Event: R10  
 Weather: Mostly cloudy - Temp: 18.9C  
 Track: Dry- Temp: 40.1C

**Race 2**

Started at: 16:41:57  
 Laps: 10  
 Starters: 39  
 Printed at: 17:04

**PROVISIONAL RESULTS**

Pos	No	Gr	Name	Class	Machine	Laps	Race Time	Behind	Fastest Lap	On Lap
1	47	A	Wayne MAXWELL (VIC) / G A S Honda Racing	SB	Honda CBR RR	10	16:05.120		1:35.338	3
2	27	A	Jamie STAUFFER (NSW) / Ducati Motologic Racing	SB	Ducati 1198R	10	16:05.221	.101	1:35.154	10
3	67	A	Bryan STARING (VIC)	SB	Honda CBR RR	10	16:05.859	.739	1:34.996	3
4	42	A	Shannon JOHNSON (VIC)	SB	KTM RC8R	10	16:10.571	5.451	1:35.463	3
5	2	A	Glenn ALLERTON (NSW)	SB	Honda CBR RR	10	16:11.356	6.236	1:35.756	2
6	38	A	Scott CHARLTON (VIC) / Racers Edge Performance	SB	Suzuki GSXR	10	16:12.026	6.906	1:35.503	3
7	19	A	Shawn GILES (VIC) / Team Suzuki	SB	Suzuki GSXR	10	16:15.137	10.017	1:36.336	5
8	33	A	Jordan BURGESS (NSW) / Ducati Motologic Racing	SB	Ducati 1198R	10	16:19.846	14.726	1:36.559	2
9	12	A	Ben ATTARD (QLD) / Aluma-Lite Racing	STK	Ducati 1198S	10	16:20.096	14.976	1:36.494	3
10	11	A	John ALLEN (QLD) / Aluma-Lite Racing	SB	Ducati 1198R	10	16:22.688	17.568	1:36.773	2
11	45	B	Kris McLAREN (VIC)	SB	Honda CBR RR	10	16:25.647	20.527	1:37.305	5
12	012	A	Craig McMARTIN (NSW)	SB	Ducati 1198R	10	16:26.102	20.982	1:37.139	2
13	75	B	Heath BRINSLEY (VIC)	STK	Suzuki GSXR	10	16:26.127	21.007	1:36.605	3
14	1	A	Joshua WATERS (VIC) / Team Suzuki	SB	Suzuki GSXR	10	16:27.016	21.896	1:35.036	3
15	26	A	Chris TROUNSON (VIC)	STK	KTM RC8R	10	16:36.161	31.041	1:38.208	3
16	15	A	Dustin GOLDSMITH (NSW) / Central Coast Performance	STK	Yamaha YZF-R1	10	16:36.225	31.105	1:38.295	3
17	49	A	Brendan CLARKE (QLD)	STK	Honda CBR RR	10	16:36.665	31.545	1:38.501	5
18	54	B	Adam CHRISTIE (SA)	STK	Honda CBR RR	10	16:46.406	41.286	1:38.249	5
19	20	A	Cameron KEEVERS (WA)	STK	Yamaha YZF-R1	10	16:52.762	47.642	1:39.719	2
20	68	A	Jay NORMOYLE (VIC)	SB	Ducati 1098R	10	16:58.314	53.194	1:39.660	3
21	46	A	Brent GEORGE (VIC)	STK	Suzuki GSXR	10	16:58.475	53.355	1:40.133	2
22	44	B	Jackson LEIGH-SMITH (QLD)	STK	Aprilia RSV4	10	16:58.479	53.359	1:38.808	4
23	43	B	Danny MOULTON (VIC)	STK	Yamaha YZF-R1	10	16:59.197	54.077	1:39.936	5
24	61	B	Matt GRIFFIN (VIC)	STK	Honda CBR RR	10	17:02.491	57.371	1:40.547	4
25	31	B	Christopher BECK (NSW) / Evermil Pty Ltd	STK	Yamaha YZF-R1	10	17:04.144	59.024	1:40.619	4
26	22	B	Martin SUTHERLAND (VIC)	SB	Honda CBR RR	10	17:07.299	1:02.179	1:40.630	6
27	14	B	Craig NICHOLSON (VIC)	STK	Yamaha YZF-R1	10	17:10.158	1:05.038	1:41.157	4
28	77	A	Adam SENIOR (WA)	SB	Honda CBR RR	10	17:12.284	1:07.164	1:41.260	2
29	29	B	Liam DANIELS (QLD)	STK	Yamaha YZF-R1	10	17:15.293	1:10.173	1:41.943	2
30	35	A	John PHELAN (VIC) / Mornington Kawasaki	SB	Kawasaki ZX10R	10	17:19.184	1:14.064	1:41.968	5
31	56	C	Richard PARRY (NSW) / Demolition Plus / GAS Honda Racing	SB	Honda CBR RR	10	17:31.287	1:26.167	1:43.223	8

Chief Time Keeper - Scott Laing

Clerk of Course - Peter Smith

Computime Race Timing Systems Pty Ltd © 1996-2008  
 Licensed to Computime Race Timing Systems

[www.computime.com.au](http://www.computime.com.au)

**COMPUTIME RACE TIMING SYSTEMS PTY LTD**

9 Timber Lane, Glen Waverley, Vic 3150. Ph : 0418171317

E-mail : scott@computime.com.au





February 26 - 28, 2010 Phillip Island, Australia  
**SUPPORT CLASS RESULTS**  
**QBE AUSTRALIAN SUPERBIKE / SUPERSTOCK 1000**

Date: 28/02/10  
 Event: R10  
 Weather: Mostly cloudy - Temp: 18.9C  
 Track: Dry- Temp: 40.1C

**Race 2**

Started at: 16:41:57  
 Laps: 10  
 Starters: 39  
 Printed at: 17:04

**PROVISIONAL RESULTS**

Pos	No	Gr	Name	Class	Machine	Laps	Race Time	Behind	Fastest Lap	On Lap
32	48	C	Brad WOOTTON (TAS)	SB	Suzuki GSXR	10	17:31.672	1:26.552	1:43.623	8
33	82	C	Johnny ARKISIAN (VIC)	SB	Yamaha YZF-R1	10	17:41.581	1:36.461	1:44.717	2
34	94	B	Ray ANSET (WA)	SB	Suzuki GSXR	10	17:47.691	1:42.571	1:44.495	10
35	80	A	Glenn TAYLOR (VIC)	STK	Aprilia RSV4	8	16:18.555	2 Laps	1:43.977	7
DNF	63	A	Grant HAY (NSW) / Shock Treatment	SB	Honda CBR RR	6	9:59.108	4 Laps	1:38.081	4
DNF	69	A	Daniel STAUFFER (QLD)	SB	Aprilia RSV4	2	3:24.525	8 Laps	1:38.609	2
DNF	86	B	Beau BEATON (NSW)	STK	Ducati 1198S	2	3:27.549	8 Laps	1:39.576	2
DNF	98	C	Mark McHENRY (VIC)	SB	Kawasaki ZX10R	2	3:45.230	8 Laps	1:47.649	2


Fastest Lap was 1:34.996 by Bryan STARING (VIC)

Current race record for SBK class - 1:32.316 by Wayne MAXWELL (VIC) on a Honda CBR RR set on 17/10/09  
 Current race record for STK1000AB class - 1:36.493 by Ben ATTARD (QLD) on a Ducati 1198S set on 28/02/10

The results are provisional until the end of the time limit for protests and appeals.

\*\*\* ORIGINAL RACE DISTANCE OF 12 LAPS REDUCED TO 10 LAPS \*\*\*

  
 Chief Time Keeper - Scott Laing

  
 Clerk of Course - Peter Smith

Computime Race Timing Systems Pty Ltd © 1996-2008  
 Licensed to Computime Race Timing Systems



**www.computime.com.au**  
**COMPUTIME RACE TIMING SYSTEMS PTY LTD**  
 9 Timber Lane, Glen Waverley, Vic 3150. Ph : 0418171317  
 E-mail : scott@computime.com.au





February 26 - 28, 2010 Phillip Island, Australia  
**SUPPORT CLASS RESULTS**  
 QBE AUSTRALIAN SUPERBIKE / SUPERSTOCK 1000

Date: 28/02/10  
 Event: R10  
 Weather: Mostly cloudy - Temp: 18.9C  
 Track: Dry- Temp: 40.1C

**Race 2**

Started at: 16:41:57  
 Laps: 10  
 Starters: 39  
 Printed at: 17:04

**PROVISIONAL LAP TIMES**

No	Name	Lap 1	Lap 2	Lap 3	Lap 4	Lap 5	Lap 6	Lap 7	Lap 8	Lap 9	Lap 10
012	Craig McMARTIN (NSW)	1:42.206	<b>1:37.139</b>	1:37.198	1:37.387	1:38.818	1:38.239	1:38.258	1:37.717	1:37.967	1:38.572
1	Joshua WATERS (VIC)	1:41.863	1:35.744	<b>1:35.036</b>	1:38.430	1:40.608	1:39.555	1:38.940	1:39.103	1:38.608	1:37.953
2	Glenn ALLERTON (NSW)	1:41.109	<b>1:35.756</b>	1:36.194	1:36.343	1:35.850	1:36.242	1:36.104	1:36.846	1:37.265	1:37.600
11	John ALLEN (QLD)	1:42.468	<b>1:36.773</b>	1:37.193	1:37.403	1:37.790	1:37.667	1:37.156	1:38.038	1:37.494	1:37.748
12	Ben ATTARD (QLD)	1:42.403	1:36.604	<b>1:36.494</b>	1:36.573	1:37.853	1:37.515	1:37.527	1:37.730	1:37.899	1:37.260
14	Craig NICHOLSON (VIC)	1:46.344	1:41.467	1:42.356	<b>1:41.157</b>	1:41.844	1:42.027	1:41.838	1:42.671	1:42.559	1:43.260
15	Dustin GOLDSMITH (NSW)	1:44.206	1:39.119	<b>1:38.295</b>	1:38.529	1:38.377	1:38.614	1:38.539	1:39.264	1:39.115	1:39.085
19	Shawn GILES (VIC)	1:41.689	1:37.533	1:36.837	1:36.386	<b>1:36.336</b>	1:36.385	1:36.607	1:37.034	1:37.010	1:37.529
20	Cameron KEEVERS (WA)	1:44.654	<b>1:39.719</b>	1:40.276	1:39.814	1:40.311	1:40.988	1:40.765	1:40.983	1:40.843	1:40.495
22	Martin SUTHERLAND (VIC)	1:48.288	1:41.139	1:41.756	1:40.685	1:41.607	<b>1:40.630</b>	1:41.187	1:41.161	1:40.976	1:45.535
26	Chris TROUNSON (VIC)	1:43.745	1:39.086	<b>1:38.208</b>	1:38.634	1:38.474	1:38.462	1:38.788	1:39.214	1:38.980	1:39.215
27	Jamie STAUFFER (NSW)	1:41.813	1:35.973	1:35.359	1:36.127	1:36.097	1:36.274	1:35.689	1:35.549	1:35.739	<b>1:35.154</b>
29	Liam DANIELS (QLD)	1:48.412	<b>1:41.943</b>	1:42.077	1:42.015	1:42.051	1:42.476	1:42.686	1:42.952	1:42.920	1:43.206
31	Christopher BECK (NSW)	1:49.033	1:41.703	1:41.446	<b>1:40.619</b>	1:41.094	1:40.850	1:40.698	1:41.357	1:41.152	1:41.885
33	Jordan BURGESS (NSW)	1:41.777	<b>1:36.559</b>	1:36.822	1:36.970	1:37.560	1:37.120	1:37.520	1:37.712	1:37.587	1:37.703
35	John PHELAN (VIC)	1:48.795	1:42.478	1:42.747	1:42.656	<b>1:41.968</b>	1:42.965	1:43.208	1:43.816	1:42.328	1:43.311
38	Scott CHARLTON (VIC)	1:41.428	1:36.513	<b>1:35.503</b>	1:36.346	1:35.890	1:35.854	1:36.239	1:36.955	1:37.397	1:37.736
42	Shannon JOHNSON (VIC)	1:41.534	1:36.391	<b>1:35.463</b>	1:36.798	1:36.031	1:35.982	1:36.231	1:36.797	1:36.761	1:36.750
43	Danny MOULTON (VIC)	1:47.797	1:41.597	1:41.339	1:40.396	<b>1:39.936</b>	1:40.079	1:40.998	1:41.291	1:41.213	1:40.891
44	Jackson LEIGH-SMITH (QLD)	1:45.863	1:39.639	1:39.338	<b>1:38.808</b>	1:39.090	1:40.845	1:40.913	1:44.529	1:42.254	1:43.449
45	Kris McLAREN (VIC)	1:43.158	1:38.115	1:37.762	1:37.571	<b>1:37.305</b>	1:37.362	1:37.928	1:38.015	1:37.956	1:37.666
46	Brent GEORGE (VIC)	1:45.169	<b>1:40.133</b>	1:40.690	1:40.836	1:41.416	1:41.383	1:41.738	1:41.363	1:40.912	1:40.915
47	Wayne MAXWELL (VIC)	1:42.422	1:35.963	<b>1:35.338</b>	1:36.284	1:36.078	1:35.949	1:35.834	1:35.597	1:35.656	1:35.345
48	Brad WOOTTON (TAS)	1:49.848	1:44.065	1:44.552	1:44.388	1:44.401	1:43.817	1:43.648	<b>1:43.623</b>	1:44.276	1:44.286
49	Brendan CLARKE (QLD)	1:43.324	1:40.368	1:39.004	1:38.565	<b>1:38.501</b>	1:38.650	1:38.577	1:38.599	1:38.631	1:38.787
54	Adam CHRISTIE (SA)	1:44.157	1:40.178	1:39.412	1:38.706	<b>1:38.249</b>	1:40.191	1:39.593	1:40.523	1:40.509	1:41.391
56	Richard PARRY (NSW)	1:49.857	1:43.734	1:44.887	1:43.397	1:43.895	1:43.531	1:43.962	<b>1:43.223</b>	1:43.346	1:46.495
61	Matt GRIFFIN (VIC)	1:44.911	1:40.678	1:40.976	<b>1:40.547</b>	1:40.679	1:41.737	1:41.442	1:41.606	1:41.829	1:43.520
63	Grant HAY (NSW)	1:44.527	1:38.306	1:38.114	<b>1:38.081</b>	1:38.160	1:38.454				
67	Bryan STARING (VIC)	1:41.485	1:36.083	<b>1:34.996</b>	1:36.613	1:36.198	1:36.160	1:35.742	1:35.545	1:35.732	1:35.864
68	Jay NORMOYLE (VIC)	1:47.513	1:40.984	<b>1:39.660</b>	1:39.703	1:40.473	1:41.321	1:41.712	1:40.999	1:40.613	1:41.411
69	Daniel STAUFFER (QLD)	1:42.732	<b>1:38.609</b>								
75	Heath BRINSLEY (VIC)	1:42.516	1:37.138	<b>1:36.605</b>	1:36.917	1:38.311	1:37.981	1:38.355	1:38.457	1:38.110	1:38.231
77	Adam SENIOR (WA)	1:47.595	<b>1:41.260</b>	1:41.956	1:41.552	1:42.108	1:42.031	1:42.374	1:42.750	1:43.062	1:42.850

Chief Time Keeper - Scott Laing

Clerk of Course - Peter Smith

Computime Race Timing Systems Pty Ltd © 1996-2008  
 Licensed to Computime Race Timing Systems

[www.computime.com.au](http://www.computime.com.au)

**COMPUTIME RACE TIMING SYSTEMS PTY LTD**

9 Timber Lane, Glen Waverley, Vic 3150. Ph : 0418171317

E-mail : [scott@computime.com.au](mailto:scott@computime.com.au)





February 26 - 28, 2010 Phillip Island, Australia  
**SUPPORT CLASS RESULTS**  
 QBE AUSTRALIAN SUPERBIKE / SUPERSTOCK 1000

Date: 28/02/10  
 Event: R10  
 Weather: Mostly cloudy - Temp: 18.9C  
 Track: Dry- Temp: 40.1C

**Race 2**

Started at: 16:41:57  
 Laps: 10  
 Starters: 39  
 Printed at: 17:04

**PROVISIONAL LAP TIMES**

No	Name	Lap 1	Lap 2	Lap 3	Lap 4	Lap 5	Lap 6	Lap 7	Lap 8	Lap 9	Lap 10
80	Glenn TAYLOR (VIC)	1:48.741	1:44.192	3:39.671	1:52.400	1:44.252	1:44.992	<b>1:43.977</b>	1:55.411		
82	Johny ARKISIAN (VIC)	1:49.937	<b>1:44.717</b>	1:45.292	1:45.837	1:45.286	1:44.880	1:45.151	1:44.917	1:45.480	1:44.962
86	Beau BEATON (NSW)	1:44.461	<b>1:39.576</b>								
94	Ray ANSET (WA)	1:51.014	1:46.168	1:46.901	1:45.852	1:46.367	1:45.633	1:45.409	1:45.296	1:45.507	<b>1:44.495</b>
98	Mark McHENRY (VIC)	1:52.151	<b>1:47.649</b>								

The results are provisional until the end of the time limit for protests and appeals.

\*\*\* ORIGINAL RACE DISTANCE OF 12 LAPS REDUCED TO 10 LAPS \*\*\*

*Scott Laing*  
 Chief Time Keeper - Scott Laing

*Peter Smith*  
 Clerk of Course - Peter Smith

Computime Race Timing Systems Pty Ltd © 1996-2008  
 Licensed to Computime Race Timing Systems

[www.computime.com.au](http://www.computime.com.au)

**COMPUTIME RACE TIMING SYSTEMS PTY LTD**

9 Timber Lane, Glen Waverley, Vic 3150. Ph : 0418171317

E-mail : [scott@computime.com.au](mailto:scott@computime.com.au)





February 26 - 28, 2010 Phillip Island, Australia  
**SUPPORT CLASS RESULTS**  
**QBE AUSTRALIAN SUPERBIKE / SUPERSTOCK 1000**

Date: 28/02/10  
 Event: R10  
 Weather: Mostly cloudy - Temp: 18.9C  
 Track: Dry- Temp: 40.1C

**Race 2**


Started at: 16:41:57  
 Laps: 10  
 Starters: 39  
 Printed at: 17:04


**PROVISIONAL FASTEST LAPS SEQUENCE**

Lap	Race Pos	No	Name	Machine	Fastest Lap	On Lap
1	1	67	Bryan STARING (VIC)	Honda CBR RR	1:41.485	1
1	4	2	Glenn ALLERTON (NSW)	Honda CBR RR	1:41.109	1
2	1	1	Joshua WATERS (VIC)	Suzuki GSXR	1:35.744	2
3	1	1	Joshua WATERS (VIC)	Suzuki GSXR	1:35.036	3
3	2	67	Bryan STARING (VIC)	Honda CBR RR	1:34.996	3

The results are provisional until the end of the time limit for protests and appeals.

\*\*\* ORIGINAL RACE DISTANCE OF 12 LAPS REDUCED TO 10 LAPS \*\*\*

  
 Chief Time Keeper - Scott Laing

  
 Clerk of Course - Peter Smith

Computime Race Timing Systems Pty Ltd © 1996-2008  
 Licensed to Computime Race Timing Systems

[www.computime.com.au](http://www.computime.com.au)

**COMPUTIME RACE TIMING SYSTEMS PTY LTD**

9 Timber Lane, Glen Waverley, Vic 3150. Ph : 0418171317

E-mail : scott@computime.com.au





February 26 - 28, 2010 Phillip Island, Australia  
**SUPPORT CLASS RESULTS**  
**QBE AUSTRALIAN SUPERBIKE / SUPERSTOCK 1000**

**Race 2**

Date: 28/02/10  
 Event: R10  
 Weather: Mostly cloudy - Temp: 18.9C  
 Track: Dry- Temp: 40.1C

Started at: 16:41:57  
 Laps: 10  
 Starters: 39  
 Printed at: 17:04

**PROVISIONAL SPLIT TIMES**

Lap	Split 1	Split 2	Split 3	Lap Time	Lap	Split 1	Split 2	Split 3	Lap Time
<b>012 Craig McMARTIN (NSW) (12th)</b>					<b>43 Danny MOULTON (VIC) (23th)</b>				
1	35.669	39.645	26.892	1:42.206	1	37.655	42.216	27.926	1:47.797
2	31.478	38.792	<b>26.869</b>	<b>1:37.139</b>	2	33.043	40.635	27.919	1:41.597
3	<b>31.278</b>	38.897	27.023	1:37.198	3	33.222	40.243	27.874	1:41.339
4	31.439	<b>38.757</b>	27.191	1:37.387	4	32.467	40.084	27.845	1:40.396
5	31.552	39.874	27.392	1:38.818	5	<b>32.282</b>	39.928	<b>27.726</b>	<b>1:39.936</b>
6	31.566	39.363	27.310	1:38.239	6	32.397	<b>39.825</b>	27.857	1:40.079
7	31.756	39.246	27.256	1:38.258	7	32.527	40.408	28.063	1:40.998
8	31.372	38.937	27.408	1:37.717	8	33.038	40.037	28.216	1:41.291
9	31.469	38.950	27.548	1:37.967	9	32.568	40.608	28.037	1:41.213
10	31.709	39.414	27.449	1:38.572	10	32.354	40.095	28.442	1:40.891
<b>1 Joshua WATERS (VIC) (14th)</b>					<b>44 Jackson LEIGH-SMITH (QLD) (22th)</b>				
1	35.955	39.050	26.858	1:41.863	1	37.104	41.268	27.491	1:45.863
2	31.182	<b>37.984</b>	26.578	1:35.744	2	32.220	39.936	27.483	1:39.639
3	<b>30.446</b>	38.036	<b>26.554</b>	<b>1:35.036</b>	3	32.674	<b>39.243</b>	<b>27.421</b>	1:39.338
4	31.237	39.808	27.385	1:38.430	4	<b>31.926</b>	39.375	27.507	<b>1:38.808</b>
5	33.415	38.940	28.253	1:40.608	5	32.104	39.410	27.576	1:39.090
6	33.124	39.175	27.256	1:39.555	6	32.406	40.587	27.852	1:40.845
7	32.725	38.817	27.398	1:38.940	7	32.629	40.235	28.049	1:40.913
8	32.658	39.161	27.284	1:39.103	8	35.205	41.027	28.297	1:44.529
9	32.627	38.766	27.215	1:38.608	9	32.931	40.844	28.479	1:42.254
10	32.285	38.627	27.041	1:37.953	10	33.588	41.108	28.753	1:43.449
<b>2 Glenn ALLERTON (NSW) (5th)</b>					<b>45 Kris McLAREN (VIC) (11th)</b>				
1	35.159	39.080	26.870	1:41.109	1	36.490	39.746	<b>26.922</b>	1:43.158
2	31.150	<b>38.044</b>	<b>26.562</b>	<b>1:35.756</b>	2	31.651	39.301	27.163	1:38.115
3	<b>30.641</b>	38.397	27.156	1:36.194	3	31.730	38.860	27.172	1:37.762
4	30.932	38.664	26.747	1:36.343	4	31.553	<b>38.719</b>	27.299	1:37.571
5	30.694	38.386	26.770	1:35.850	5	31.327	38.766	27.212	<b>1:37.305</b>
6	30.777	38.563	26.902	1:36.242	6	<b>31.269</b>	38.898	27.195	1:37.362
7	30.691	38.374	27.039	1:36.104	7	31.360	39.309	27.259	1:37.928
8	30.999	38.668	27.179	1:36.846	8	31.425	39.123	27.467	1:38.015
9	31.118	38.855	27.292	1:37.265	9	31.329	39.041	27.586	1:37.956
10	31.452	38.942	27.206	1:37.600	10	31.351	38.993	27.322	1:37.666
<b>11 John ALLEN (QLD) (10th)</b>					<b>46 Brent GEORGE (VIC) (21th)</b>				

Chief Time Keeper - Scott Laing

Clerk of Course - Peter Smith

Computime Race Timing Systems Pty Ltd © 1996-2008  
 Licensed to Computime Race Timing Systems

[www.computime.com.au](http://www.computime.com.au)

**COMPUTIME RACE TIMING SYSTEMS PTY LTD**

9 Timber Lane, Glen Waverley, Vic 3150. Ph : 0418171317

E-mail : scott@computime.com.au





February 26 - 28, 2010 Phillip Island, Australia  
**SUPPORT CLASS RESULTS**  
**QBE AUSTRALIAN SUPERBIKE / SUPERSTOCK 1000**

**Race 2**

Date: 28/02/10  
 Event: R10  
 Weather: Mostly cloudy - Temp: 18.9C  
 Track: Dry- Temp: 40.1C

Started at: 16:41:57  
 Laps: 10  
 Starters: 39  
 Printed at: 17:04

**PROVISIONAL SPLIT TIMES**

Lap	Split 1	Split 2	Split 3	Lap Time	Lap	Split 1	Split 2	Split 3	Lap Time
1	35.807	39.768	26.893	1:42.468	1	36.502	41.016	<b>27.651</b>	1:45.169
2	31.435	38.672	<b>26.666</b>	<b>1:36.773</b>	2	32.512	<b>39.925</b>	27.696	<b>1:40.133</b>
3	<b>31.213</b>	39.154	26.826	1:37.193	3	32.856	40.038	27.796	1:40.690
4	31.260	39.356	26.787	1:37.403	4	32.484	40.204	28.148	1:40.836
5	31.632	39.007	27.151	1:37.790	5	32.761	40.489	28.166	1:41.416
6	31.438	39.313	26.916	1:37.667	6	32.858	40.379	28.146	1:41.383
7	31.271	<b>38.666</b>	27.219	1:37.156	7	32.991	40.425	28.322	1:41.738
8	31.419	39.360	27.259	1:38.038	8	32.846	40.306	28.211	1:41.363
9	31.283	38.983	27.228	1:37.494	9	32.804	40.119	27.989	1:40.912
10	31.372	39.070	27.306	1:37.748	10	<b>32.403</b>	40.263	28.249	1:40.915

**12 Ben ATTARD (QLD) (9th)**

1	35.603	39.759	27.041	1:42.403
2	31.239	38.743	<b>26.622</b>	1:36.604
3	31.012	38.768	26.714	<b>1:36.494</b>
4	<b>30.911</b>	<b>38.647</b>	27.015	1:36.573
5	31.495	38.874	27.484	1:37.853
6	31.313	38.904	27.298	1:37.515
7	31.372	39.027	27.128	1:37.527
8	31.390	39.081	27.259	1:37.730
9	31.377	39.239	27.283	1:37.899
10	31.199	38.953	27.108	1:37.260

**47 Wayne MAXWELL (VIC) (1st)**

1	36.334	39.128	26.960	1:42.422
2	31.523	<b>38.108</b>	<b>26.332</b>	1:35.963
3	30.675	38.315	26.348	<b>1:35.338</b>
4	30.723	38.810	26.751	1:36.284
5	30.979	38.333	26.766	1:36.078
6	30.797	38.420	26.732	1:35.949
7	30.790	38.264	26.780	1:35.834
8	30.639	38.177	26.781	1:35.597
9	30.676	38.241	26.739	1:35.656
10	<b>30.619</b>	38.112	26.614	1:35.345

**14 Craig NICHOLSON (VIC) (27th)**

1	36.958	41.541	<b>27.845</b>	1:46.344
2	32.977	40.528	27.962	1:41.467
3	33.456	40.654	28.246	1:42.356
4	<b>32.818</b>	<b>40.365</b>	27.974	<b>1:41.157</b>
5	33.044	40.682	28.118	1:41.844
6	33.110	40.983	27.934	1:42.027
7	33.017	40.503	28.318	1:41.838
8	33.244	40.931	28.496	1:42.671
9	33.461	40.738	28.360	1:42.559
10	33.616	41.095	28.549	1:43.260

**48 Brad WOOTTON (TAS) (32th)**

1	38.139	42.825	28.884	1:49.848
2	33.835	41.718	<b>28.512</b>	1:44.065
3	33.591	42.152	28.809	1:44.552
4	33.956	41.556	28.876	1:44.388
5	34.027	41.600	28.774	1:44.401
6	33.679	41.272	28.866	1:43.817
7	<b>33.517</b>	41.327	28.804	1:43.648
8	33.786	<b>41.258</b>	28.579	<b>1:43.623</b>
9	33.711	41.694	28.871	1:44.276
10	33.788	41.702	28.796	1:44.286

**15 Dustin GOLDSMITH (NSW) (16th)**

1	36.601	40.279	27.326	1:44.206
---	--------	--------	--------	----------

**49 Brendan CLARKE (QLD) (17th)**

1	35.477	40.104	27.743	1:43.324
---	--------	--------	--------	----------

Chief Time Keeper - Scott Laing

Clerk of Course - Peter Smith

Computime Race Timing Systems Pty Ltd © 1996-2008  
 Licensed to Computime Race Timing Systems

[www.computime.com.au](http://www.computime.com.au)

**COMPUTIME RACE TIMING SYSTEMS PTY LTD**

9 Timber Lane, Glen Waverley, Vic 3150. Ph : 0418171317

E-mail : [scott@computime.com.au](mailto:scott@computime.com.au)





February 26 - 28, 2010 Phillip Island, Australia  
**SUPPORT CLASS RESULTS**  
 QBE AUSTRALIAN SUPERBIKE / SUPERSTOCK 1000

Date: 28/02/10  
 Event: R10  
 Weather: Mostly cloudy - Temp: 18.9C  
 Track: Dry- Temp: 40.1C

**Race 2**

Started at: 16:41:57  
 Laps: 10  
 Starters: 39  
 Printed at: 17:04

**PROVISIONAL SPLIT TIMES**

Lap	Split 1	Split 2	Split 3	Lap Time	Lap	Split 1	Split 2	Split 3	Lap Time
2	32.261	39.796	27.062	1:39.119	2	32.346	40.514	27.508	1:40.368
3	31.965	39.296	<b>27.034</b>	<b>1:38.295</b>	3	32.106	39.392	27.506	1:39.004
4	31.972	39.456	27.101	1:38.529	4	32.042	<b>39.120</b>	27.403	1:38.565
5	<b>31.809</b>	39.407	27.161	1:38.377	5	31.929	39.207	<b>27.365</b>	<b>1:38.501</b>
6	32.023	<b>39.231</b>	27.360	1:38.614	6	31.807	39.291	27.552	1:38.650
7	31.889	39.306	27.344	1:38.539	7	31.940	39.122	27.515	1:38.577
8	31.879	40.019	27.366	1:39.264	8	31.916	39.161	27.522	1:38.599
9	32.227	39.368	27.520	1:39.115	9	31.894	39.291	27.446	1:38.631
10	32.167	39.501	27.417	1:39.085	10	<b>31.631</b>	39.403	27.753	1:38.787

**19 Shawn GILES (VIC) (7th)**

1	35.930	39.202	<b>26.557</b>	1:41.689
2	31.731	38.888	26.914	1:37.533
3	31.464	38.751	26.622	1:36.837
4	30.995	38.734	26.657	1:36.386
5	30.976	<b>38.638</b>	26.722	<b>1:36.336</b>
6	<b>30.941</b>	38.690	26.754	1:36.385
7	31.003	38.781	26.823	1:36.607
8	31.064	38.954	27.016	1:37.034
9	31.124	38.912	26.974	1:37.010
10	31.242	39.212	27.075	1:37.529

**54 Adam CHRISTIE (SA) (18th)**

1	36.063	40.837	27.257	1:44.157
2	32.144	40.285	27.749	1:40.178
3	32.259	39.757	27.396	1:39.412
4	32.016	39.271	27.419	1:38.706
5	<b>31.875</b>	<b>39.148</b>	<b>27.226</b>	<b>1:38.249</b>
6	32.186	39.992	28.013	1:40.191
7	32.438	39.397	27.758	1:39.593
8	32.267	40.258	27.998	1:40.523
9	32.531	40.231	27.747	1:40.509
10	32.629	40.712	28.050	1:41.391

**20 Cameron KEEVERS (WA) (19th)**

1	36.130	40.926	<b>27.598</b>	1:44.654
2	32.387	<b>39.695</b>	27.637	<b>1:39.719</b>
3	32.396	40.128	27.752	1:40.276
4	<b>32.260</b>	39.820	27.734	1:39.814
5	32.497	39.962	27.852	1:40.311
6	32.786	40.353	27.849	1:40.988
7	32.623	40.194	27.948	1:40.765
8	32.909	40.129	27.945	1:40.983
9	32.596	40.271	27.976	1:40.843
10	32.478	39.953	28.064	1:40.495

**56 Richard PARRY (NSW) (31th)**

1	38.201	42.723	28.933	1:49.857
2	33.695	41.168	28.871	1:43.734
3	33.756	42.323	<b>28.808</b>	1:44.887
4	33.753	<b>40.767</b>	28.877	1:43.397
5	33.629	41.387	28.879	1:43.895
6	33.545	40.900	29.086	1:43.531
7	33.930	40.814	29.218	1:43.962
8	33.530	40.784	28.909	<b>1:43.223</b>
9	<b>33.128</b>	41.148	29.070	1:43.346
10	33.850	43.206	29.439	1:46.495

**22 Martin SUTHERLAND (VIC) (26th)**

1	36.813	43.065	28.410	1:48.288
2	32.811	40.578	27.750	1:41.139

**61 Matt GRIFFIN (VIC) (24th)**

1	36.123	41.190	<b>27.598</b>	1:44.911
2	32.864	40.143	27.701	1:40.678

Chief Time Keeper - Scott Laing

Clerk of Course - Peter Smith

Computime Race Timing Systems Pty Ltd © 1996-2008  
 Licensed to Computime Race Timing Systems

[www.computime.com.au](http://www.computime.com.au)

**COMPUTIME RACE TIMING SYSTEMS PTY LTD**

9 Timber Lane, Glen Waverley, Vic 3150. Ph : 0418171317

E-mail : scott@computime.com.au





February 26 - 28, 2010 Phillip Island, Australia  
**SUPPORT CLASS RESULTS**  
 QBE AUSTRALIAN SUPERBIKE / SUPERSTOCK 1000

Date: 28/02/10  
 Event: R10  
 Weather: Mostly cloudy - Temp: 18.9C  
 Track: Dry- Temp: 40.1C

**Race 2**

Started at: 16:41:57  
 Laps: 10  
 Starters: 39  
 Printed at: 17:04

**PROVISIONAL SPLIT TIMES**

Lap	Split 1	Split 2	Split 3	Lap Time	Lap	Split 1	Split 2	Split 3	Lap Time
3	32.983	40.704	28.069	1:41.756	3	32.895	40.180	27.901	1:40.976
4	<b>32.434</b>	40.538	<b>27.713</b>	1:40.685	4	<b>32.606</b>	<b>39.988</b>	27.953	<b>1:40.547</b>
5	32.939	40.753	27.915	1:41.607	5	32.746	40.278	27.655	1:40.679
6	32.465	<b>40.208</b>	27.957	<b>1:40.630</b>	6	33.173	40.704	27.860	1:41.737
7	32.751	40.232	28.204	1:41.187	7	33.113	40.369	27.960	1:41.442
8	32.760	40.384	28.017	1:41.161	8	33.125	40.666	27.815	1:41.606
9	32.685	40.291	28.000	1:40.976	9	32.922	40.671	28.236	1:41.829
10	35.954	41.021	28.560	1:45.535	10	33.155	41.274	29.091	1:43.520

**26 Chris TROUNSON (VIC) (15th)**

1	36.390	39.994	27.361	1:43.745
2	32.336	39.714	<b>27.036</b>	1:39.086
3	31.964	<b>39.058</b>	27.186	<b>1:38.208</b>
4	32.061	39.395	27.178	1:38.634
5	31.757	39.363	27.354	1:38.474
6	<b>31.717</b>	39.378	27.367	1:38.462
7	31.906	39.220	27.662	1:38.788
8	31.923	39.736	27.555	1:39.214
9	31.912	39.355	27.713	1:38.980
10	32.097	39.542	27.576	1:39.215

**63 Grant HAY (NSW) (36th)**

1	37.350	40.096	27.081	1:44.527
2	31.868	39.503	<b>26.935</b>	1:38.306
3	31.767	39.214	27.133	1:38.114
4	31.666	<b>38.974</b>	27.441	<b>1:38.081</b>
5	<b>31.614</b>	39.126	27.420	1:38.160
6	31.825	39.146	27.483	1:38.454

**67 Bryan STARING (VIC) (3rd)**

1	35.450	39.036	26.999	1:41.485
2	31.532	38.136	26.415	1:36.083
3	<b>30.580</b>	<b>38.009</b>	<b>26.407</b>	<b>1:34.996</b>
4	30.972	38.706	26.935	1:36.613
5	30.931	38.302	26.965	1:36.198
6	30.873	38.535	26.752	1:36.160
7	30.711	38.289	26.742	1:35.742
8	30.751	38.089	26.705	1:35.545
9	30.658	38.313	26.761	1:35.732
10	30.870	38.223	26.771	1:35.864

**27 Jamie STAUFFER (NSW) (2nd)**

1	36.127	38.899	26.787	1:41.813
2	31.455	38.198	<b>26.320</b>	1:35.973
3	30.697	38.282	26.380	1:35.359
4	30.730	38.555	26.842	1:36.127
5	31.019	38.399	26.679	1:36.097
6	30.969	38.538	26.767	1:36.274
7	30.666	38.326	26.697	1:35.689
8	30.824	38.137	26.588	1:35.549
9	30.799	38.175	26.765	1:35.739
10	<b>30.589</b>	<b>38.054</b>	26.511	<b>1:35.154</b>

**68 Jay NORMOYLE (VIC) (20th)**

1	37.817	41.907	27.789	1:47.513
2	32.703	40.648	27.633	1:40.984
3	32.251	<b>39.939</b>	27.470	<b>1:39.660</b>
4	32.327	39.994	<b>27.382</b>	1:39.703
5	<b>32.156</b>	40.307	28.010	1:40.473
6	32.936	40.531	27.351	1:41.321
7	33.111	40.498	28.103	1:41.712

**29 Liam DANIELS (QLD) (29th)**

1	37.586	42.334	28.492	1:48.412
2	33.069	40.859	<b>28.015</b>	<b>1:41.943</b>
3	33.248	<b>40.804</b>	28.025	1:42.077

Chief Time Keeper - Scott Laing

Clerk of Course - Peter Smith


Computime Race Timing Systems Pty Ltd © 1996-2008  
 Licensed to Computime Race Timing Systems

[www.computime.com.au](http://www.computime.com.au)

**COMPUTIME RACE TIMING SYSTEMS PTY LTD**

9 Timber Lane, Glen Waverley, Vic 3150. Ph: 0418171317

E-mail: scott@computime.com.au





February 26 - 28, 2010 Phillip Island, Australia  
**SUPPORT CLASS RESULTS**  
**QBE AUSTRALIAN SUPERBIKE / SUPERSTOCK 1000**

**Race 2**

Date: 28/02/10  
 Event: R10  
 Weather: Mostly cloudy - Temp: 18.9C  
 Track: Dry- Temp: 40.1C

Started at: 16:41:57  
 Laps: 10  
 Starters: 39  
 Printed at: 17:04

**PROVISIONAL SPLIT TIMES**

Lap	Split 1	Split 2	Split 3	Lap Time	Lap	Split 1	Split 2	Split 3	Lap Time
4	<b>32.715</b>	41.231	28.069	1:42.015	8	33.018	40.244	27.737	1:40.999
5	33.113	40.861	28.077	1:42.051	9	32.215	40.405	27.993	1:40.613
6	33.085	40.851	28.540	1:42.476	10	32.609	40.367	28.435	1:41.411
7	33.188	40.930	28.568	1:42.686					
8	33.091	41.356	28.505	1:42.952					
9	33.247	41.125	28.548	1:42.920					
10	33.212	41.378	28.616	1:43.206					
<b>31 Christopher BECK (NSW) (25th)</b>					<b>69 Daniel STAUFFER (QLD) (37th)</b>				
1	38.264	42.322	28.447	1:49.033	1	35.221	39.962	27.549	1:42.732
2	33.017	40.717	27.969	1:41.703	2	<b>32.276</b>	<b>39.243</b>	<b>27.090</b>	<b>1:38.609</b>
3	33.306	40.148	27.992	1:41.446					
4	<b>32.632</b>	40.100	<b>27.887</b>	<b>1:40.619</b>					
5	32.641	40.345	28.108	1:41.094					
6	32.881	40.021	27.948	1:40.850					
7	32.764	<b>39.947</b>	27.987	1:40.698					
8	33.094	40.056	28.207	1:41.357					
9	32.665	40.344	28.143	1:41.152					
10	33.236	40.424	28.225	1:41.885					
<b>33 Jordan BURGESS (NSW) (8th)</b>					<b>75 Heath BRINSLEY (VIC) (13th)</b>				
1	35.549	39.329	26.899	1:41.777	1	35.854	39.891	<b>26.771</b>	1:42.516
2	<b>31.105</b>	38.725	26.729	<b>1:36.559</b>	2	31.215	38.963	26.960	1:37.138
3	31.247	<b>38.685</b>	26.890	1:36.822	3	31.041	<b>38.754</b>	26.810	<b>1:36.605</b>
4	31.497	38.778	<b>26.695</b>	1:36.970	4	<b>31.037</b>	38.892	26.988	1:36.917
5	31.275	38.973	27.312	1:37.560	5	31.447	39.653	27.211	1:38.311
6	31.402	38.803	26.915	1:37.120	6	31.362	39.357	27.262	1:37.981
7	31.349	38.947	27.224	1:37.520	7	31.651	39.246	27.458	1:38.355
8	31.379	39.133	27.200	1:37.712	8	31.580	39.237	27.640	1:38.457
9	31.326	39.042	27.219	1:37.587	9	31.349	39.178	27.583	1:38.110
10	31.383	39.098	27.222	1:37.703	10	31.719	39.256	27.256	1:38.231
<b>35 John PHELAN (VIC) (30th)</b>					<b>77 Adam SENIOR (WA) (28th)</b>				
1	37.792	42.798	28.205	1:48.795	1	37.224	42.174	28.197	1:47.595
2	33.616	41.082	<b>27.780</b>	1:42.478	2	<b>32.739</b>	40.518	<b>28.003</b>	<b>1:41.260</b>
3	33.510	40.939	28.298	1:42.747	3	33.033	40.663	28.260	1:41.956
4	33.424	<b>40.851</b>	28.381	1:42.656	4	32.955	<b>40.410</b>	28.187	1:41.552
					5	33.074	40.711	28.323	1:42.108
					6	32.824	40.656	28.551	1:42.031
					7	32.981	40.616	28.777	1:42.374
					8	33.126	40.908	28.716	1:42.750
					9	33.409	40.963	28.690	1:43.062
					10	33.442	40.666	28.742	1:42.850
<b>80 Glenn TAYLOR (VIC) (35th)</b>									
1	37.394	42.986	28.361	1:48.741					
2	33.542	42.268	28.382	1:44.192					
3	33.525	48.320	2:17.325	3:39.671					
4	41.064	42.855	28.477	1:52.400					

Chief Time Keeper - Scott Laing

Clerk of Course - Peter Smith

Computime Race Timing Systems Pty Ltd © 1996-2008  
 Licensed to Computime Race Timing Systems

[www.computime.com.au](http://www.computime.com.au)

**COMPUTIME RACE TIMING SYSTEMS PTY LTD**

9 Timber Lane, Glen Waverley, Vic 3150. Ph : 0418171317

E-mail : scott@computime.com.au





February 26 - 28, 2010 Phillip Island, Australia  
**SUPPORT CLASS RESULTS**  
 QBE AUSTRALIAN SUPERBIKE / SUPERSTOCK 1000

Date: 28/02/10  
 Event: R10  
 Weather: Mostly cloudy - Temp: 18.9C  
 Track: Dry- Temp: 40.1C

**Race 2**

Started at: 16:41:57  
 Laps: 10  
 Starters: 39  
 Printed at: 17:04

**PROVISIONAL SPLIT TIMES**

Lap	Split 1	Split 2	Split 3	Lap Time	Lap	Split 1	Split 2	Split 3	Lap Time
5	<b>33.015</b>	41.035	27.918	<b>1:41.968</b>	5	33.598	<b>42.083</b>	28.571	1:44.252
6	33.178	41.545	28.242	1:42.965	6	33.689	42.565	28.738	1:44.992
7	33.806	41.098	28.304	1:43.208	7	<b>33.362</b>	42.294	<b>28.321</b>	<b>1:43.977</b>
8	33.924	41.579	28.313	1:43.816	8	33.531	52.744	29.136	1:55.411
9	33.092	41.000	28.236	1:42.328					
10	33.894	41.119	28.298	1:43.311					
<b>38 Scott CHARLTON (VIC) (6th)</b>					<b>82 Johny ARKISIAN (VIC) (33th)</b>				
1	35.332	39.760	<b>26.336</b>	1:41.428	1	38.065	43.287	28.585	1:49.937
2	31.476	38.636	26.401	1:36.513	2	34.049	42.193	<b>28.475</b>	<b>1:44.717</b>
3	<b>30.592</b>	<b>38.403</b>	26.508	<b>1:35.503</b>	3	34.295	41.996	29.001	1:45.292
4	30.729	38.784	26.833	1:36.346	4	34.260	42.284	29.293	1:45.837
5	30.684	38.539	26.667	1:35.890	5	34.272	42.048	28.966	1:45.286
6	30.668	38.521	26.665	1:35.854	6	34.306	41.838	28.736	1:44.880
7	30.765	38.555	26.919	1:36.239	7	<b>33.897</b>	42.363	28.891	1:45.151
8	31.135	38.801	27.019	1:36.955	8	34.169	42.011	28.737	1:44.917
9	31.379	38.894	27.124	1:37.397	9	34.178	42.413	28.889	1:45.480
10	31.300	39.157	27.279	1:37.736	10	34.548	<b>41.538</b>	28.876	1:44.962
<b>42 Shannon JOHNSON (VIC) (4th)</b>					<b>86 Beau BEATON (NSW) (38th)</b>				
1	35.603	39.114	26.817	1:41.534	1	36.531	40.569	<b>27.361</b>	1:44.461
2	31.492	38.446	<b>26.453</b>	1:36.391	2	<b>32.295</b>	<b>39.870</b>	27.411	<b>1:39.576</b>
3	<b>30.613</b>	<b>38.385</b>	26.465	<b>1:35.463</b>	<b>94 Ray ANSET (WA) (34th)</b>				
4	30.951	38.796	27.051	1:36.798	1	38.965	42.968	29.081	1:51.014
5	30.705	38.555	26.771	1:36.031	2	34.831	42.102	29.235	1:46.168
6	30.634	38.587	26.761	1:35.982	3	35.024	42.359	29.518	1:46.901
7	30.833	38.626	26.772	1:36.231	4	34.144	42.634	29.074	1:45.852
8	30.873	38.895	27.029	1:36.797	5	34.503	42.453	29.411	1:46.367
9	30.958	38.754	27.049	1:36.761	6	34.358	42.076	29.199	1:45.633
10	30.966	38.710	27.074	1:36.750	7	34.369	41.885	29.155	1:45.409
					8	34.132	42.247	<b>28.917</b>	1:45.296
					9	34.053	42.357	29.097	1:45.507
					10	<b>33.610</b>	<b>41.818</b>	29.067	<b>1:44.495</b>
					<b>98 Mark McHENRY (VIC) (39th)</b>				
					1	38.736	43.678	29.737	1:52.151
					2	<b>34.946</b>	<b>43.133</b>	<b>29.570</b>	<b>1:47.649</b>

*Scott Laing*  
 Chief Time Keeper - Scott Laing

*Peter Smith*  
 Clerk of Course - Peter Smith

Computime Race Timing Systems Pty Ltd © 1996-2008  
 Licensed to Computime Race Timing Systems

[www.computime.com.au](http://www.computime.com.au)

**COMPUTIME RACE TIMING SYSTEMS PTY LTD**

9 Timber Lane, Glen Waverley, Vic 3150. Ph : 0418171317

E-mail : scott@computime.com.au





February 26 - 28, 2010 Phillip Island, Australia  
**SUPPORT CLASS RESULTS**  
**QBE AUSTRALIAN SUPERBIKE / SUPERSTOCK 1000**

Date: 28/02/10  
 Event: R10  
 Weather: Mostly cloudy - Temp: 18.9C  
 Track: Dry- Temp: 40.1C

**Race 2**

Started at: 16:41:57  
 Laps: 10  
 Starters: 39  
 Printed at: 17:04

**PROVISIONAL SPLIT TIMES**

Lap	Split 1	Split 2	Split 3	Lap Time	Lap	Split 1	Split 2	Split 3	Lap Time
-----	---------	---------	---------	----------	-----	---------	---------	---------	----------

The results are provisional until the end of the time limit for protests and appeals.

\*\*\* ORIGINAL RACE DISTANCE OF 12 LAPS REDUCED TO 10 LAPS \*\*\*

*Scott Laing*  
 Chief Time Keeper - Scott Laing

*Peter Smith*  
 Clerk of Course - Peter Smith

Computime Race Timing Systems Pty Ltd © 1996-2008  
 Licensed to Computime Race Timing Systems



**www.computime.com.au**  
**COMPUTIME RACE TIMING SYSTEMS PTY LTD**  
 9 Timber Lane, Glen Waverley, Vic 3150. Ph : 0418171317  
 E-mail : scott@computime.com.au





February 26 - 28, 2010 Phillip Island, Australia  
**SUPPORT CLASS RESULTS**  
**QBE AUSTRALIAN SUPERBIKE / SUPERSTOCK 1000**

Date: 28/02/10  
 Event: R10  
 Weather: Mostly cloudy - Temp: 18.9C  
 Track: Dry- Temp: 40.1C

**Race 2**

Started at: 16:41:57  
 Laps: 10  
 Starters: 39  
 Printed at: 17:04

**PROVISIONAL LAP CHART**

Grid	1	2	3	4	5	6	7	8	9	10
47	67	1	1	67	47	47	47	47	47	47
1	1	2	67	47	67	67	67	67	67	27
27	47	67	47	27	27	27	27	27	27	67
67	2	47	27	2	2	2	2	2	2	42
19	27	27	2	38	38	38	38	38	42	2
42	42	42	42	42	42	42	42	42	38	38
2	19	38	38	1	19	19	19	19	19	19
38	38	33	33	19	12	33	33	33	33	33
12	33	19	12	12	33	12	12	12	12	12
33	12	12	19	33	1	11	11	11	11	11
012	012	012	012	012	11	1	75	012	012	45
45	11	11	11	75	75	75	1	75	75	012
11	69	75	75	11	012	012	012	45	45	75
63	45	45	45	45	45	45	45	1	1	1
15	75	69	26	63	63	63	26	26	26	26
26	49	26	63	26	26	26	15	15	15	15
69	26	63	15	15	15	15	49	49	49	49
86	15	15	49	49	49	49	54	54	54	54
75	54	49	54	54	54	54	44	20	20	20
54	86	86	20	44	44	44	20	44	44	68
18	63	54	44	20	20	20	46	68	68	46
49	20	20	46	46	46	46	68	46	46	44
43	46	46	61	61	68	68	61	43	43	43
44	61	44	68	68	61	61	43	61	61	61
32	44	61	43	43	43	43	22	22	22	31
68	14	68	14	14	14	22	31	31	31	22
20	68	14	22	22	22	31	14	14	14	14
46	43	43	77	31	31	14	77	77	77	77
34	77	77	31	77	77	77	29	29	29	29
31	22	22	29	29	29	29	35	35	35	35
61	29	29	35	35	35	35	56	56	56	56
14	31	31	48	56	56	56	48	48	48	48
22	80	35	56	48	48	48	82	82	82	82
77	35	80	82	82	82	82	94	94	94	94
29	48	56	94	94	94	94	80	80		
48	56	48	80	80	80	80				
56	82	82								
35	94	94								
80	98	98								
98										

The results are provisional until the end of the time limit for protests and appeals.

*Scott Laing*  
 Chief Time Keeper - Scott Laing

*Peter Smith*  
 Clerk of Course - Peter Smith

Computime Race Timing Systems Pty Ltd © 1996-2008  
 Licensed to Computime Race Timing Systems



**www.computime.com.au**  
**COMPUTIME RACE TIMING SYSTEMS PTY LTD**  
 9 Timber Lane, Glen Waverley, Vic 3150. Ph : 0418171317  
 E-mail : scott@computime.com.au





February 26 - 28, 2010 Phillip Island, Australia  
**SUPPORT CLASS RESULTS**  
 QBE AUSTRALIAN SUPERBIKE / SUPERSTOCK 1000

Date: 28/02/10  
 Event: R10  
 Weather: Mostly cloudy - Temp: 18.9C  
 Track: Dry- Temp: 40.1C

**Race 2**

Started at: 16:41:57  
 Laps: 10  
 Starters: 39  
 Printed at: 17:04

**PROVISIONAL LAP CHART**

\*\*\* ORIGINAL RACE DISTANCE OF 12 LAPS REDUCED TO 10 LAPS \*\*\*

*Scott Laing*  
 Chief Time Keeper - Scott Laing

*Peter Smith*  
 Clerk of Course - Peter Smith

Computime Race Timing Systems Pty Ltd © 1996-2008  
 Licensed to Computime Race Timing Systems



**www.computime.com.au**  
**COMPUTIME RACE TIMING SYSTEMS PTY LTD**  
 9 Timber Lane, Glen Waverley, Vic 3150. Ph : 0418171317  
 E-mail : scott@computime.com.au





February 26 - 28, 2010 Phillip Island, Australia  
**SUPPORT CLASS RESULTS**  
**QBE AUSTRALIAN SUPERBIKE / SUPERSTOCK 1000**  
**PROVISIONAL ROUND POINTS**

**AUSTRALIAN SUPERBIKE CHAMPIONSHIP - OVERALL**

Pos	No	Name	Pole Posn	Race 1	Race 2	Total
1	47	Wayne MAXWELL (NSW)	1	25	25	51
2	67	Bryan STARING (VIC)	0	20	18	38
3	27	Jamie STAUFFER (NSW)	0	17	20	37
4	42	Shannon JOHNSON (VIC)	0	16	17	33
5	38	Scott CHARLTON (VIC)	0	14	15	29
6	19	Shawn GILES (VIC)	0	15	14	29
7	2	Glenn ALLERTON (NSW)	0	12	16	28
8	1	Joshua WATERS (VIC)	0	18	9	27
9	33	Jordan BURGESS (NSW)	0	11	13	24
10	45	Kris McLAREN (VIC)	0	13	11	24
11	11	John ALLEN (QLD)	0	9	12	21
12	012	Craig McMARTIN (NSW)	0	10	10	20
13	68	Jay NORMOYLE (VIC)	0	6	8	14
14	22	Martin SUTHERLAND (VIC)	0	5	7	12
15	77	Adam SENIOR (WA)	0	4	6	10
16	35	John PHELAN (VIC)	0	3	5	8
17	63	Grant HAY (NSW)	0	8	0	8
18	69	Daniel STAUFFER (QLD)	0	7	0	7
19	56	Richard PARRY (NSW)	0	0	4	4
20	48	Brad WOOTTON (TAS)	0	0	3	3
21	82	Johny ARKISIAN (VIC)	0	1	2	3
22	94	Ray ANSET (WA)	0	2	1	3

**AUSTRALIAN SUPERBIKE CHAMPIONSHIP - MANUFACTURERS**

Pos	No	Name	Pole Posn	Race 1	Race 2	Total
1		Honda	1	87	87	175
2		Ducati	0	53	63	116
3		Suzuki	0	49	42	91
4		KTM	0	16	17	33
5		Kawasaki	0	3	5	8
6		Aprilia	0	7	0	7
7		Yamaha	0	1	2	3

*Scott Laing*  
 Chief Time Keeper - Scott Laing

*Peter Smith*  
 Clerk of Course - Peter Smith

Computime Race Timing Systems Pty Ltd © 1996-2008  
 Licensed to Computime Race Timing Systems

[www.computime.com.au](http://www.computime.com.au)

**COMPUTIME RACE TIMING SYSTEMS PTY LTD**

9 Timber Lane, Glen Waverley, Vic 3150. Ph : 0418171317

E-mail : scott@computime.com.au





February 26 - 28, 2010 Phillip Island, Australia  
**SUPPORT CLASS RESULTS**  
**QBE AUSTRALIAN SUPERBIKE / SUPERSTOCK 1000**  
**PROVISIONAL ROUND POINTS**

**AUSTRALIAN SUPERBIKE CHAMPIONSHIP - PRIVATEERS**

Pos	No	Name	Pole Posn	Race 1	Race 2	Total
-----	----	------	-----------	--------	--------	-------

**AUSTRALIAN SUPERSTOCK 1000 A & B GRADE CHAMPIONSHIP - A GRADE RIDERS**

Pos	No	Name	Race 1	Race 2	Total
1	12	Ben ATTARD (QLD)	25	25	50
2	26	Chris TROUNSON (VIC)	20	20	40
3	15	Dustin GOLDSMITH (NSW)	17	18	35
4	49	Brendan CLARKE (QLD)	18	17	35
5	20	Cameron KEEVERS (WA)	15	16	31
6	46	Brent GEORGE (VIC)	16	15	31
7	80	Glenn TAYLOR (VIC)	14	14	28

**AUSTRALIAN SUPERSTOCK 1000 A & B GRADE CHAMPIONSHIP - MANUFACTURERS**

Pos	No	Name	Race 1	Race 2	Total
1		Yamaha	56	66	122
2		Honda	42	41	83
3		Suzuki	32	33	65
4		Ducati	40	25	65
5		KTM	18	18	36
6		Aprilia	18	18	36

**AUSTRALIAN SUPERSTOCK 1000 A & B GRADE CHAMPIONSHIP - B GRADE RIDERS**

Pos	No	Name	Race 1	Race 2	Total
1	75	Heath BRINSLEY (VIC)	25	25	50
2	54	Adam CHRISTIE (SA)	18	20	38
3	44	Jackson LEIGH-SMITH (QLD)	17	18	35
4	43	Danny MOULTON (VIC)	15	17	32
5	61	Matt GRIFFIN (VIC)	16	16	32
6	31	Christopher BECK (NSW)	14	15	29
7	14	Craig NICHOLSON (VIC)	13	14	27
8	29	Liam DANIELS (QLD)	12	13	25
9	86	Beau BEATON (NSW)	20	0	20

*Scott Laing*  
 Chief Time Keeper - Scott Laing

*Peter Smith*  
 Clerk of Course - Peter Smith

Computime Race Timing Systems Pty Ltd © 1996-2008  
 Licensed to Computime Race Timing Systems



**www.computime.com.au**  
**COMPUTIME RACE TIMING SYSTEMS PTY LTD**  
 9 Timber Lane, Glen Waverley, Vic 3150. Ph : 0418 17 13 17  
 E-mail : scott@computime.com.au

